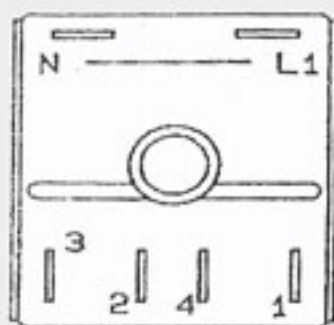



NOTE: REPLACEMENT SWITCH HAS 4 "ON" AND 4 "OFF" POSITIONS



STYLE 1

TERM	=	TERM
1	=	8
2	=	6
3	=	4
4	=	2
N / L1	=	1

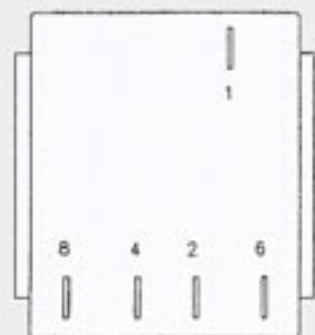


NEW SWITCH

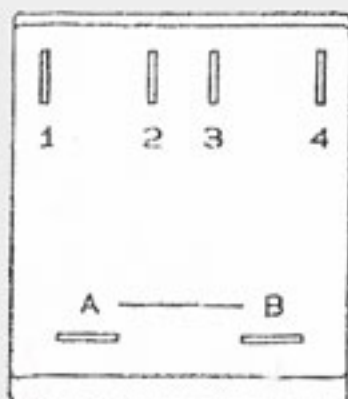


STYLE 2

TERM	=	TERM
1	=	4
2	=	6
3	=	8
4	=	2
A	=	1

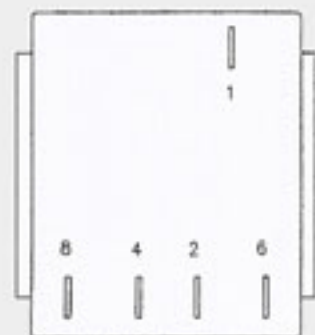


NEW SWITCH



STYLE 3

TERM	=	TERM
1	=	4
2	=	6
3	=	8
4	=	2
A/B	=	1



NEW SWITCH

2	(OFF) 0°		6
3	90°		8
4	180°		2
1	270°		4